



Greater New Orleans Executive Association

President Matthew Jewell

Monday, October 15, 2024

Agenda

- ▶ St. Charles Parish Overview
- ▶ NFIP and Risk Rating 2.0
- ▶ Important Infrastructure Projects
- ▶ Economic Development Overview



ST. CHARLES PARISH, LA

📍 COUNTY

➕ ADD COMPARISON

2022 POPULATION

52,191

0.42% 1-YEAR DECLINE

US SENATOR



Bill Cassidy

REPUBLICAN PARTY

US SENATOR



John Kennedy

REPUBLICAN PARTY

2022 MEDIAN AGE

38.8

1.04% 1-YEAR INCREASE

2022 POVERTY RATE

10.2%

0.556% 1-YEAR DECREASE

2022 MEDIAN HOUSEHOLD INCOME

\$79,191

9.85% 1-YEAR GROWTH

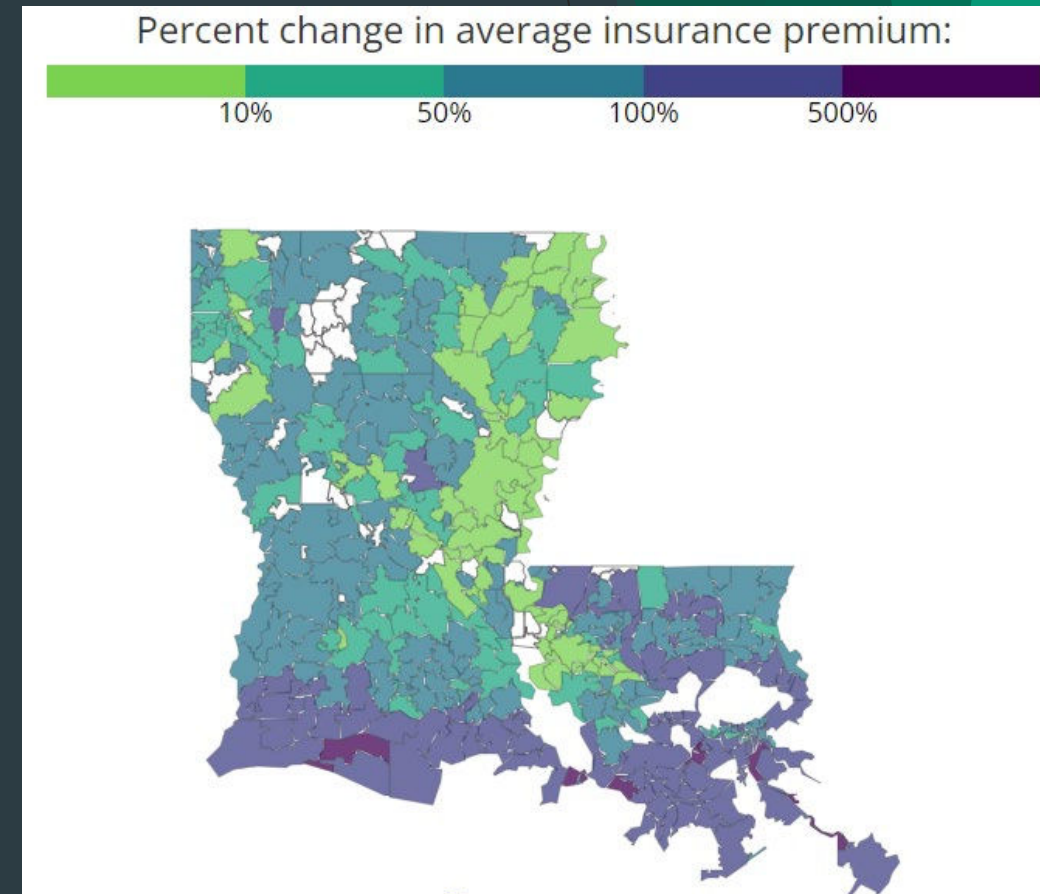
2022 MEDIAN PROPERTY VALUE

\$248,600

14.1% 1-YEAR GROWTH

NFIP and Risk Rating 2.0

- ▶ NFIP was created in 1968 with two goals:
 - ▶ Reduce Future Flooding Damage
 - ▶ Protect Property Owners
- ▶ Biggert-Waters
- ▶ Risk Rating 2.0
 - ▶ Introduced in October 2021
 - ▶ April 1, 2022 new rating system for all
 - ▶ 18% cap on yearly increases
 - ▶ Average Louisiana resident saw 134% increase (nola.com)
 - ▶ St. Charles Parish saw increases of 239%
- ▶ St. Charles Parish Lawsuit
- ▶ Louisiana Attorney General Lawsuit



Important Infrastructure Updates

- ▶ Ellington and Magnolia Pumpstations
- ▶ Cousins T-Wall
- ▶ Des Allemands Bulkhead
- ▶ Destrehan #2 Pump Station
- ▶ Addition of Levees in the National Database

Magnolia Pump Station



Kellogg T-Wall



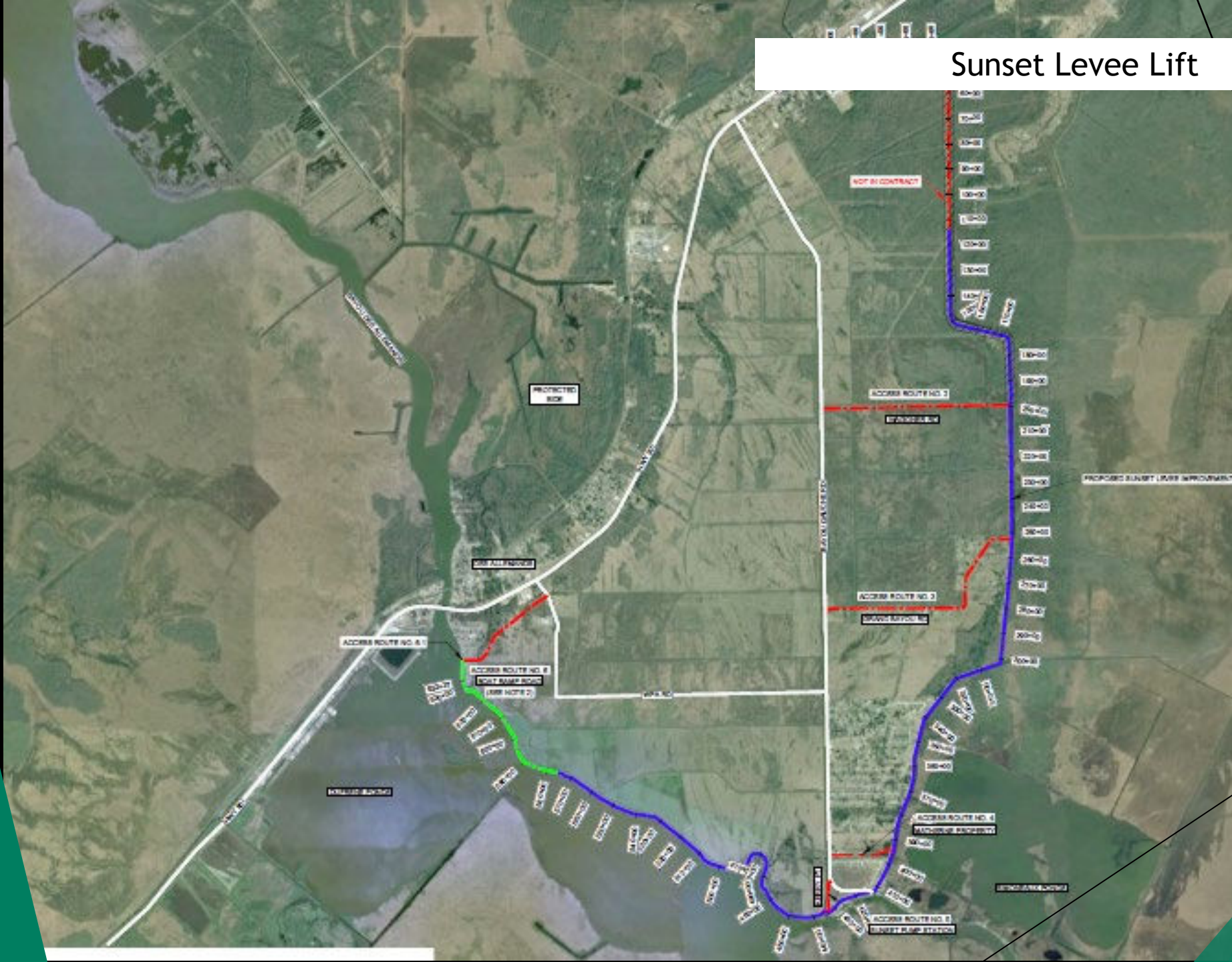
Des Allemands Bulkhead




Destrehan Pump Station Improvements



Sunset Levee Lift



Paradis Flood Gate



Mississippi River West Bank - Lafourche Basin
(4405000526)

Davis Pond East Guide System
(300005009132)

Magnolia Ridge System
(300005009160)

Grand Ridge Levee System
(1605245005)

North of Cajun Paradis Road Levee
(1605245007)

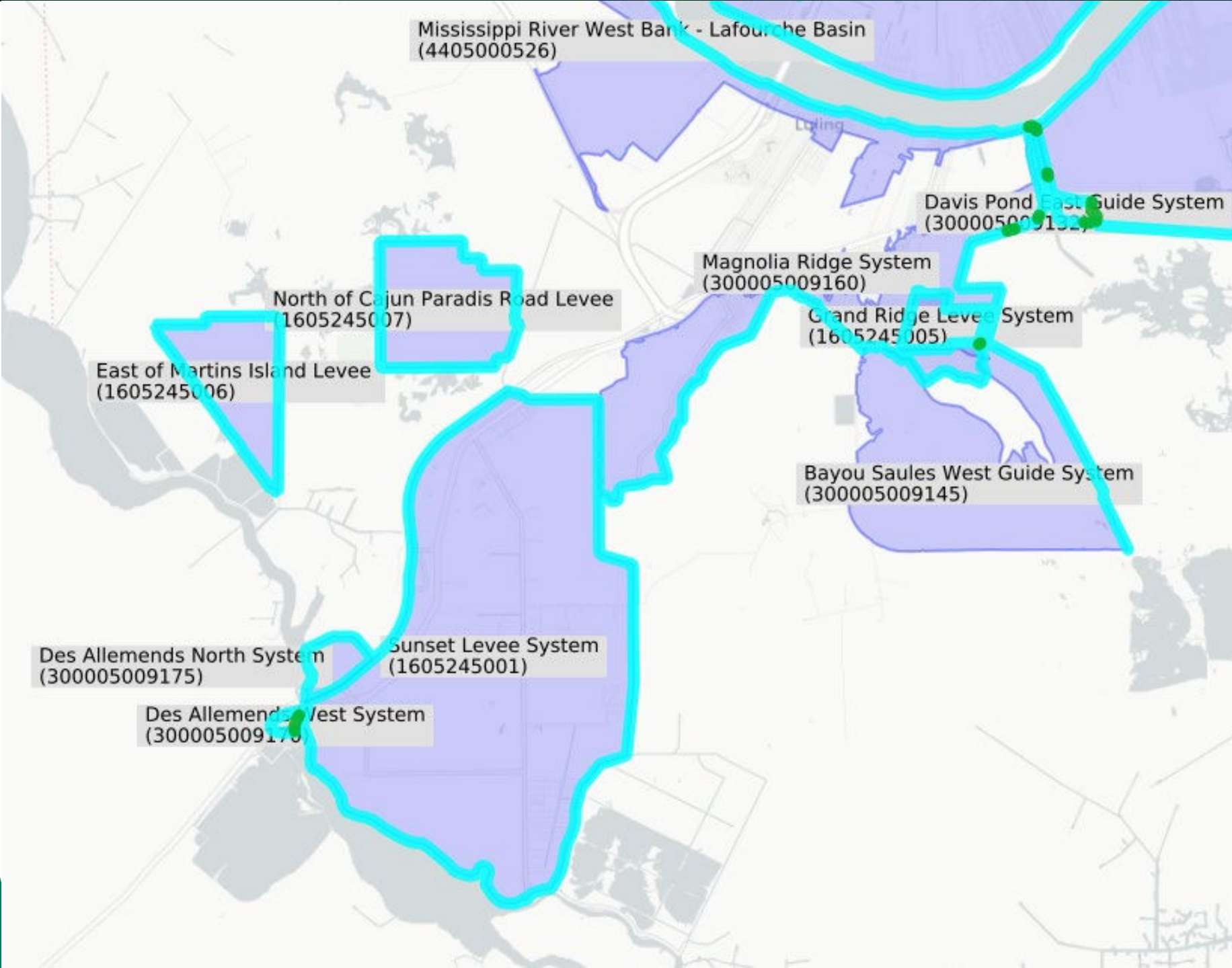
East of Martins Island Levee
(1605245006)

Bayou Saules West Guide System
(300005009145)

Des Allemands North System
(300005009175)

Sunset Levee System
(1605245001)

Des Allemands West System
(300005009175)



Invested

\$100,000,000

Over the last 5 years

Budgeted

\$127,127,591

For 2025

Economic Development Overview

- St. Charles Parish is an Economic driver for GNO Area
- Currently have ~\$7B in investment in the pipeline, which will create over 500 new jobs.

St. Charles Parish Rankings

TOP 10-SIZED ECONOMY

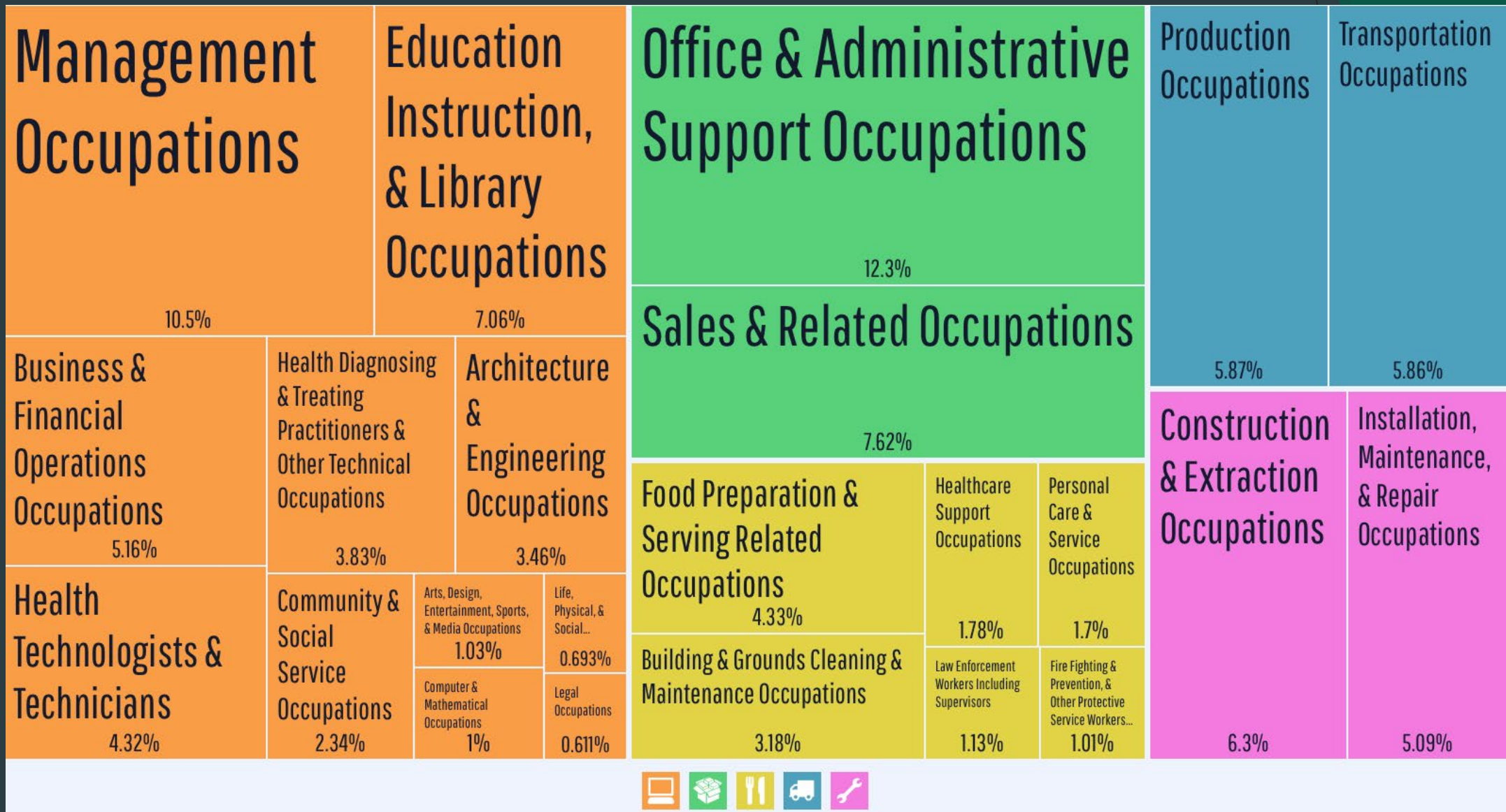
Rank	Parish	2023 GDP (Billions)	Pop. Rank (2024 Est.)
1	East Baton Rouge	\$41.23	1
2	Orleans	\$29.20	3
3	Jefferson	\$27.17	2
4	Calcasieu	\$18.99	7
5	Lafayette	\$18.72	5
6	Caddo	\$16.35	6
7	St. Tammany	\$15.67	4
8	St. Charles	\$10.10	21
9	Ascension	\$9.74	11
10	Ouachita	\$8.16	8

HIGH EARNINGS ENVIRONMENT

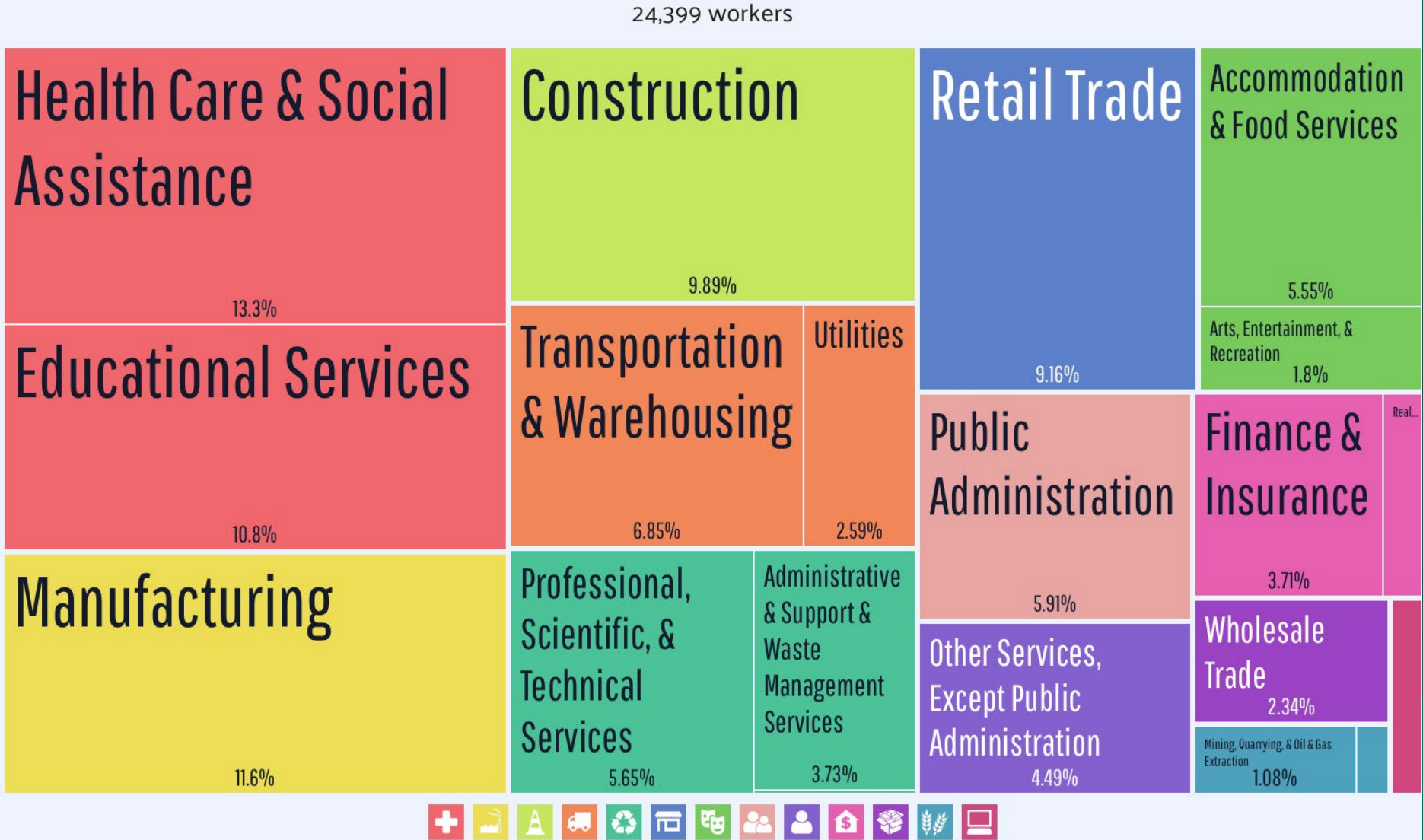
Rank	Parish	Avg. Earnings/Job (2023)
1	Cameron	\$121,654
2	St. Charles	\$110,323
3	Iberville	\$96,594
4	West Feliciana	\$91,430
5	Plaquemines	\$90,864

Rank	Parish	HH Income (2022)
1	Ascension	\$93,800
2	West Baton Rouge	\$80,510
3	St. Charles	\$79,191
4	Plaquemines	\$77,996
5	Livingston	\$77,978

Occupations by type



Industries



Energy in St. Charles Parish

- ▶ We feed and fuel America in St. Charles Parish



Questions